


Centrifugal Pumps



VERTICAL OR HORIZONTAL SINGLESTAGE CENTRIFUGAL PUMPS

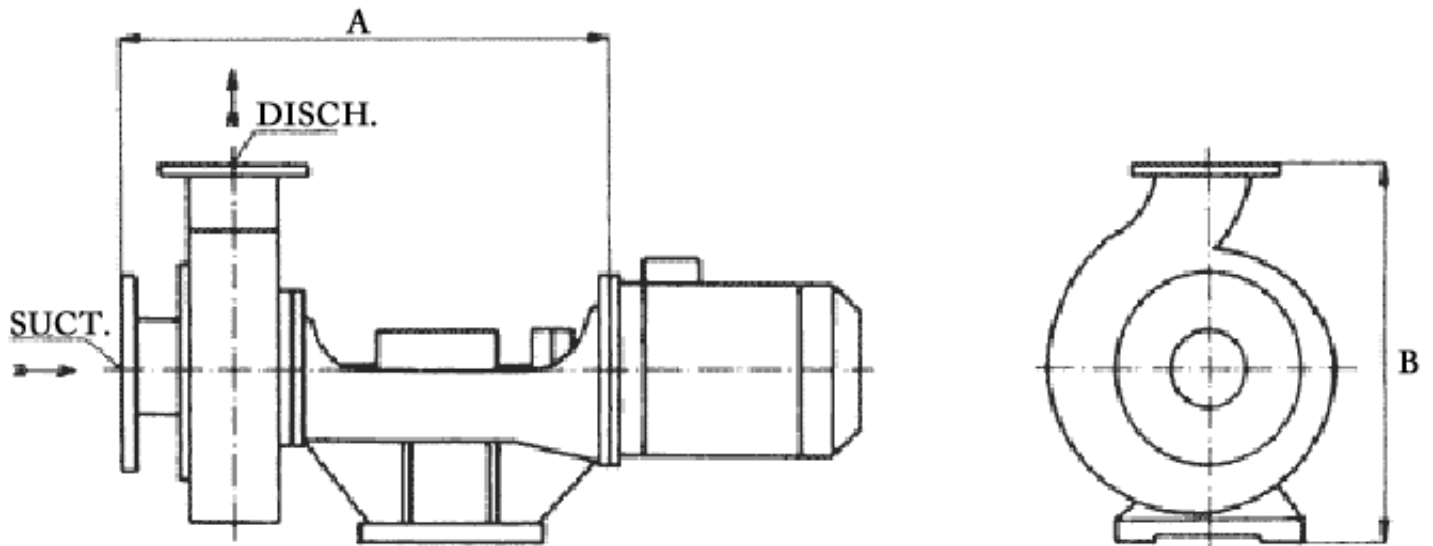
Specifications for CHV

Pump case and cover:	Close-grained cast iron or bronze.
Impeller:	Cast in bronze, machined on all external surfaces, dynamically balanced and keyed to the shaft.
Shaft:	The pump shaft of heat treated stainless steel is turned and ground to exact dimensions.
Bearing:	Suitable bearings are located in separate external bearing bracket protected with seal rings. Bearings grease packed.
Coupling:	Flexible.
Stuffing Box:	Provided with mechanical seal.



Mounted with flange motor this pump aggregate requires minimum space for as well vertical as horizontal mounting.

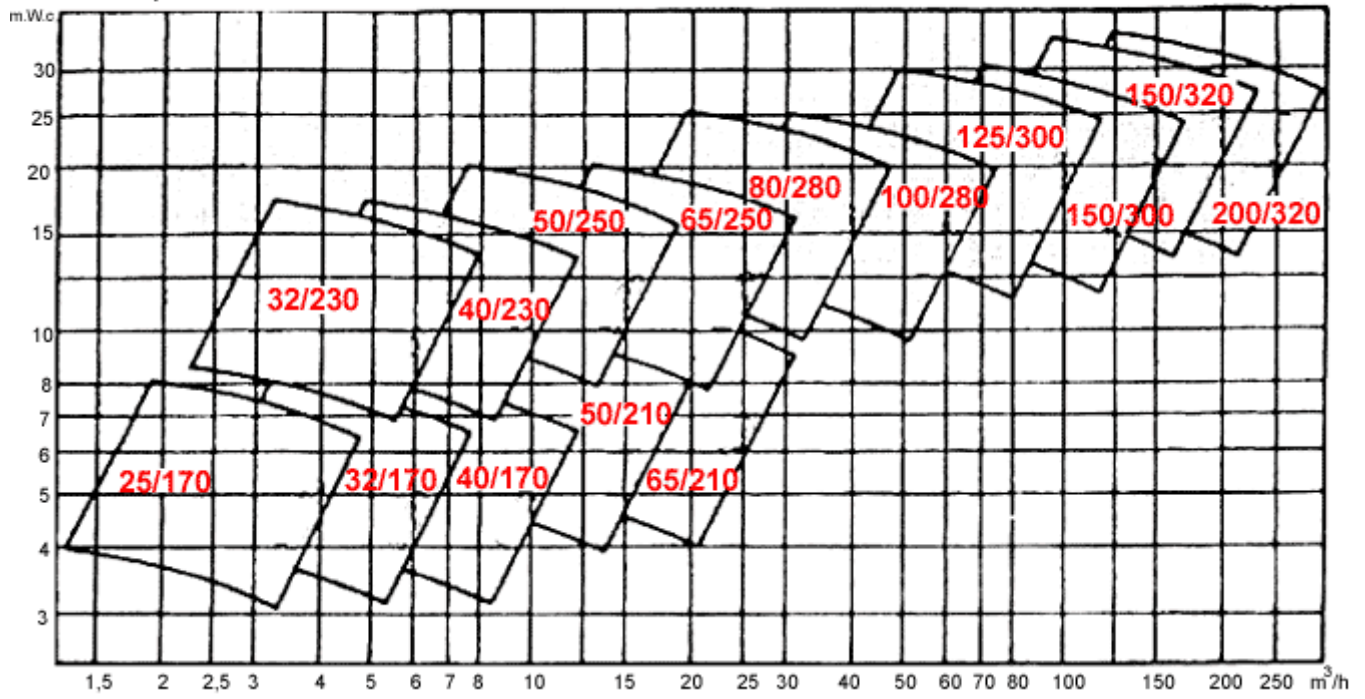
Type CHV




Arrangement

Type	NOZZLES										A	B	Weight kg without motor
	PIPESIZE		O. D. FLANGE		B. C.		SUCT.		DISCH.				
	SUCT.	DISCH.	SUCT.	DISCH.	SUCT.	DISCH.	BOLT	HOLES	BOLT	HOLES			
25/170	32	25	140	115	100	85	4	ø18	4	ø14	385	292	30
32/170	40	32	150	140	110	100	4	ø18	4	ø18	385	292	35
40/170	50	40	165	150	125	110	4	ø18	4	ø18	385	292	40
50/210	65	50	185	165	145	125	4	ø18	4	ø18	412	357	65
65/210	80	65	200	185	160	145	4	ø18	4	ø18	412	357	70
32/230	40	32	150	140	110	100	4	ø18	4	ø18	544	400	70
40/230	50	40	165	150	125	110	4	ø18	4	ø18	544	400	75
50/250	65	50	185	165	145	125	4	ø18	4	ø18	539	425	85
65/250	80	65	200	185	160	145	4	ø18	4	ø18	539	450	95
80/280	100	80	220	200	180	160	8	ø18	4	ø18	690	530	200
100/280	125	100	250	220	210	180	8	ø18	8	ø18	690	530	220
125/300	150	125	285	250	240	210	8	ø23	8	ø18	695	650	250
150/300	200	150	340	285	295	240	8	ø23	8	ø23	695	650	260
150/320	200	150	340	285	295	240	8	ø23	8	ø23	726	780	280
200/320	250	200	395	340	350	295	12	ø23	8	ø23	726	780	300

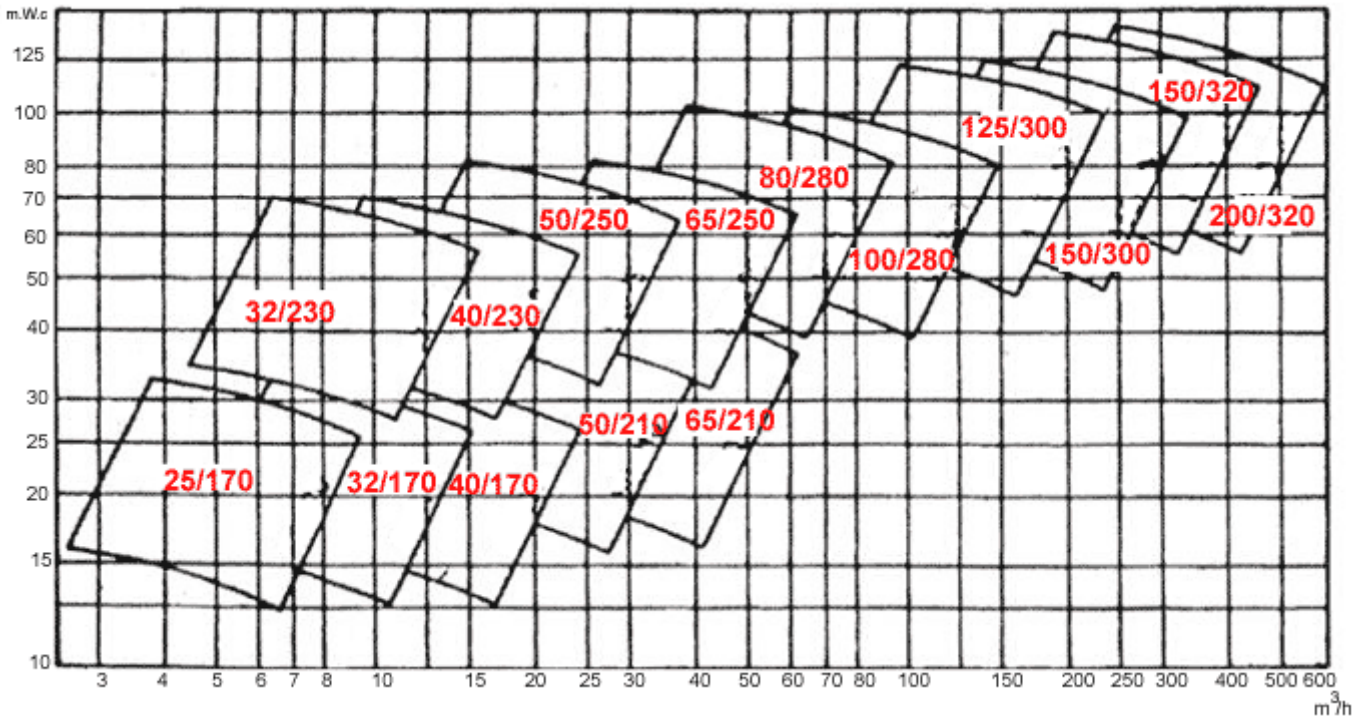
1500 r.p.m Hz CHV



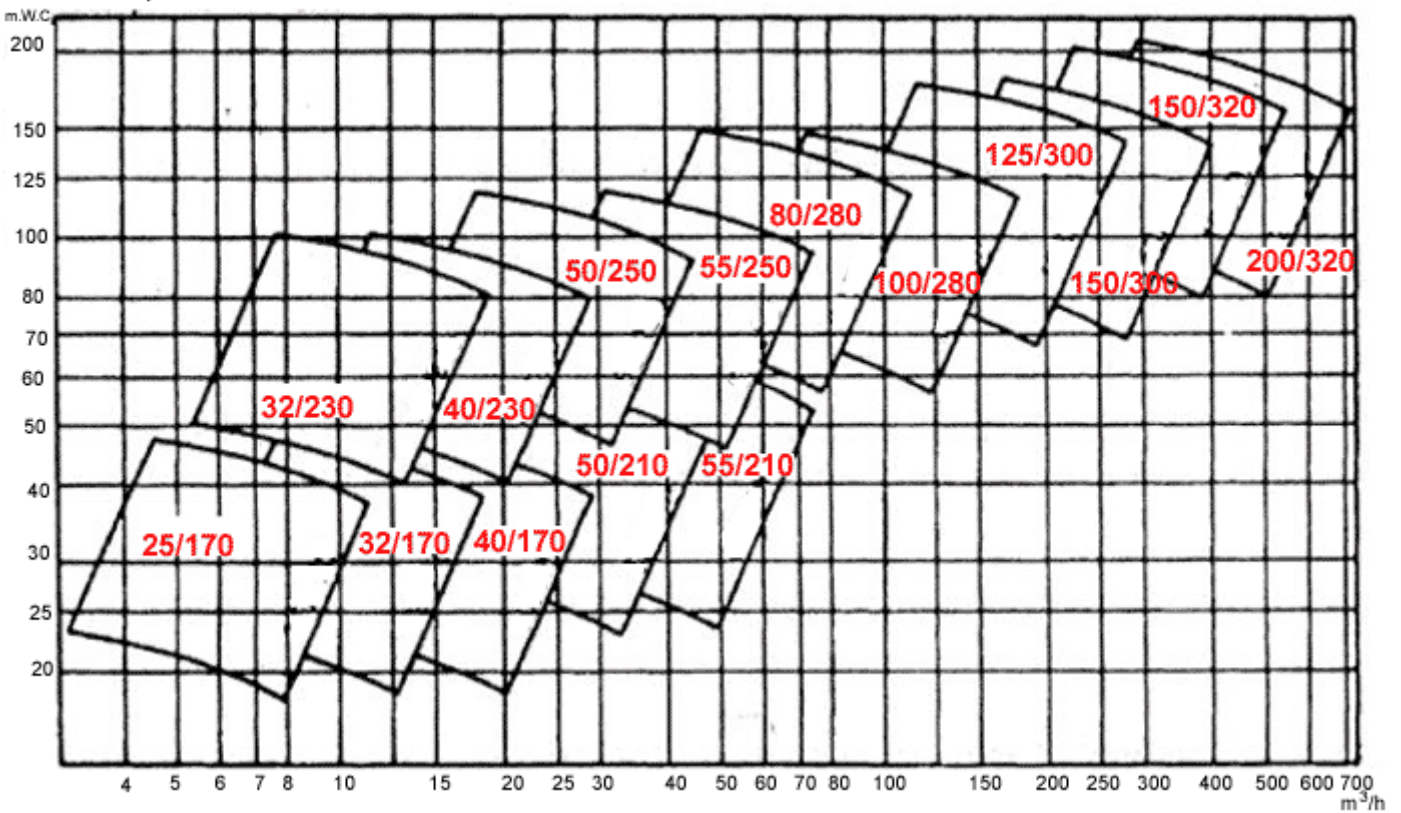
1800 r.p.m 60 Hz CHV



3000 r.p.m 50 Hz CHV



3600 r.p.m 60 Hz. CHV



IRON Pump A/S
 Generatorvej 10
 DK-2730 Herlev

Phone: +45 44916788
 Fax: +45 44911644

Web: www.ironpump.dk
 e-mail: salg@ironpump.dk

